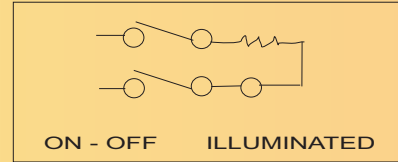




Rocker Switch PRS 16 Series

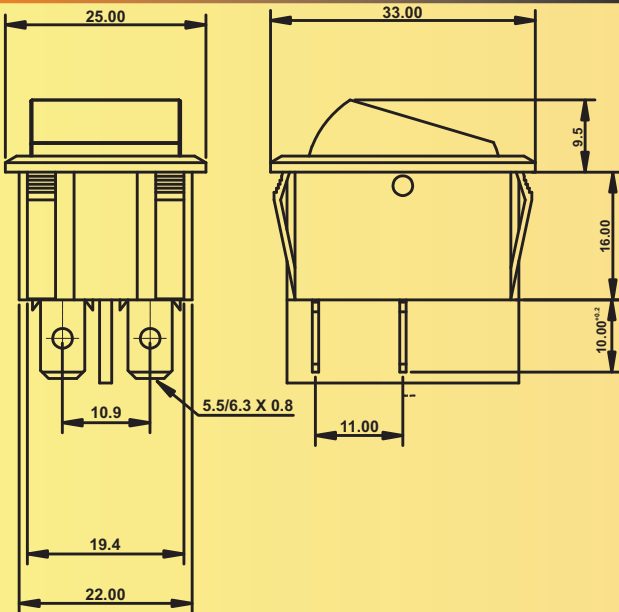


CIRCUIT DIAGRAM



- Current rating : 16A, 250VAC/20A 125VAC
6A 250VAC/9A 125V AC, 12V/24V DC
- Function : 202 (DPST)
- Type : IL (Illuminated)
- Cut out Size : 22 mm X 30 mm

DIMENSIONS



TECHNICAL SPECIFICATION

INSULATION RESISTANCE (New State) at 500V DC for 1minute	> 100 megohms.	Ref : EN 61058-1
CONTACT RESISTANCE (New State)	< 10 milliohms	Ref : EN 61058-1
DIELECTRICAL STRENGTH (New State)	Across reinforced insulation Across full disconnection Across micro disconnection	3000V 1500V 500V Ref : EN 61058-1
High voltage resistance	>1500V 1 min.	
TERMINAL STRENGTH Push and pull forces for terminals in Newtons (N) (Ref : EN 61058-1)	Terminal Size 5.5/6.3 x 0.8 mm.	Push - N 96
		Pull - N 88
Mechanical life:	Over 30000 cycles	
ELECTRICAL ENDURANCE	10,000 CYCLES min. 6,000 CYCLES min.	Ref.: EN :61058-1 (CSA- C22.2 No.55)
DEGREE OF PROTECTION	IP 30/40	Ref.: EN :61058-1
PROTECTION AGAINST ELECTRIC SHOCK	CLASS II APPLIANCE	Ref.: EN :61058-1
HEAT & FIRE RESISTANCE	LEVEL 3 Glow wire test at 850° C	Ref.: EN :61058-1
DEGREE OF POLLUTION	2 (NORMAL)	Ref.:EN :61058-1
Ambient temperature:	-20°C to +85°C	
TEMPERATURE RISE AT THE TERMINALS (ACCORDING TO ELECTRICAL LIFE ENDURANCE)	max. 30° c max. 55° c	(CSA- C22.2 No.55) (UL- 1054) (EN :61058-1)
RoHS COMPLIANT	YES	
Atmospheric humidity	Max.85%	
Solder ability of terminal	Max 350°C,3s / 270°C,5s	

PANEL CUT OUT

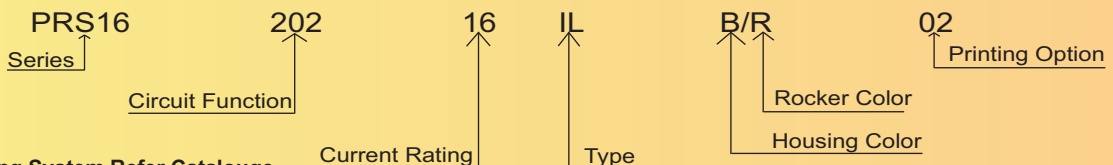
Panel Thickness z (mm)	X (mm)	Y (mm)
0.70~1.25	22.00	30.00
1.25~2.00	22.00	30.20
2.00~3.00	22.00	30.40

MATERIALS

Housing : Polyamide (Nylon 66) - UL 94, V-2
 Rocker : Polycarbonate
 Contacts : Silver alloy / Cu alloy
 Terminal : Cu Alloy Silver / Tin plated
 Movable Arm : Cu Alloy, Silver/ Tin Plated

ORDERING SYSTEM

Ordering Code : PRS 16 202 16 IL B/R-02



Note : For Details Of Ordering System Refer Catalogue

Off / Works : 830, GIDC Estate, Makarpura, Vadodara - 390010

www.primecomponents.net

+91-265-6642566/6670078, +91 9687676700

sales@primecomponents.net